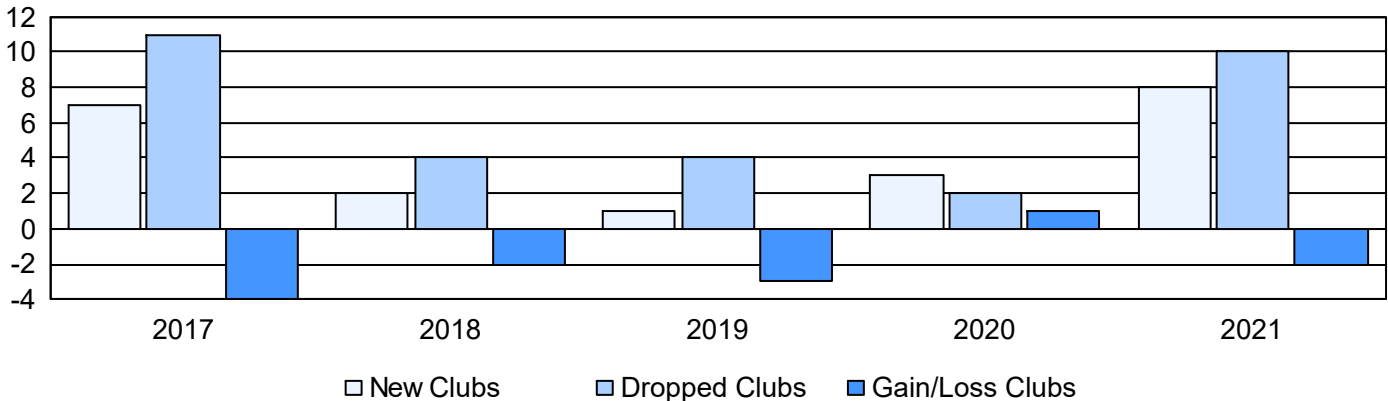
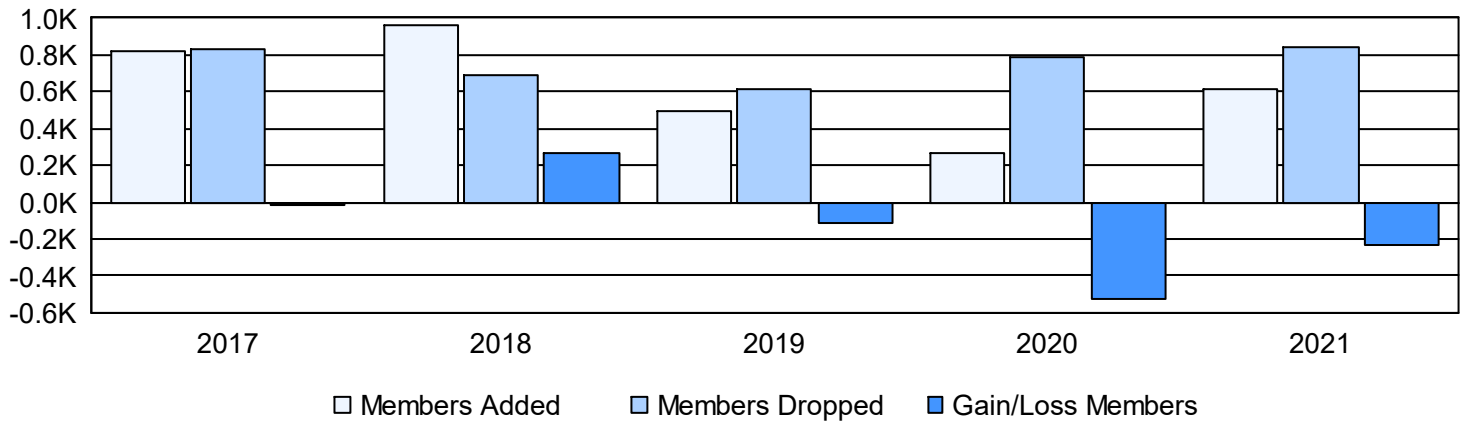


Year	New Clubs	Dropped Clubs	Gain/ Loss Clubs	New Members	Charter Members	Reinstate Members	Transfer Members	Total Member Added	Total Members Dropped	Gain/ Loss Members
2016-2017	7	11	-4	463	255	59	41	818	836	-18
2017-2018	2	4	-2	803	54	61	43	961	694	267
2018-2019	1	4	-3	163	114	200	20	497	613	-116
2019-2020	3	2	1	126	87	48	7	268	791	-523
2020-2021	8	10	-2	228	291	84	9	612	840	-228
Average	4	6	-2	357	160	90	24	631	755	-124

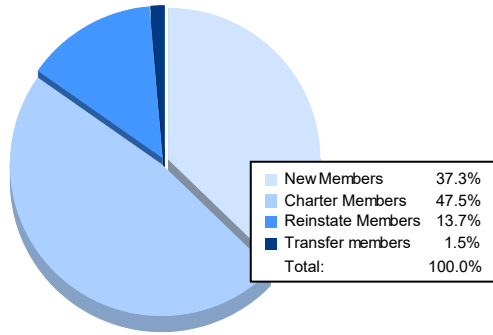
Clubs



Members



Membership Composition June 2021 Cumulative



Gender Composition June 2021 Cumulative

